



WARRANTY

This range of product is covered by a limited 2 year warranty against component failure or faulty workmanship from the date of installation.

A faulty unit should be returned in the first instance to the dealer from which the unit was purchased.

Damage to the unit due to misuse, power surges, lightning strikes or installation that is not in accordance with the manufacturer's instruction may void the warranty.

Warranty does not cover travel costs to or from installation site.

If the power cord is damaged, do not use the controller; return the unit to the supplier for repair.

Customer Record. (To be retained by the customer)

Dealer/Installer Name _____

Serial Number _____

Date Installed _____

For service assistance phone 1800 688 552

www.zodiac.com.au

Zodiac lives in the backyards of Australian families, at home in the pool. Zodiac began and continues with a dedication to innovation and new product development, focused on ensuring a better way of life. Our products deliver solutions to take the hassle out of owning a pool. So all that's left is for you to enjoy it, to enjoy a better life.



Zodiac Group Australia Pty Ltd
Phone: 1800 688 552 www.zodiac.com.au

Zodiac Intelli-Heat

Zodiac Group Australia 219
Woodpark Rd
Smithfield, NSW
Australia 2164

Integrated Switch Controller

Description

Zodiac Intelli-Heat controller suitable for Integrated pump systems in combination with Zodiac Heat Pumps (WCE00001)

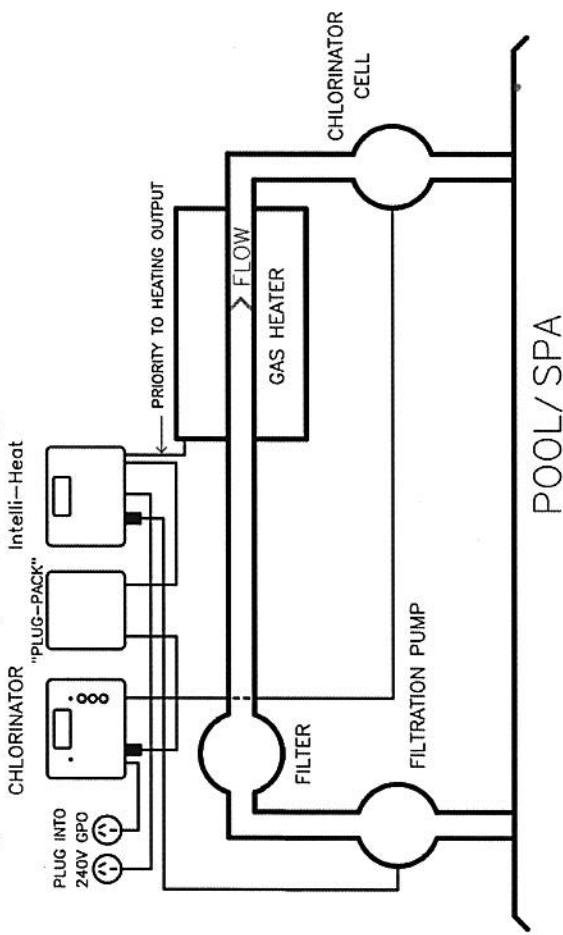
Operation

The Intelli-Heat Switch Controller is designed to switch a 240Vac pump rated to 10 Amps 2400 watts from the Switch Inputs. This unit is designed to be connected to a Chlorinator and the 'priority to heating' outputs from Zodiac heat pumps. The Intelli-Heat is fitted with an LCD screen which displays whether the pump is on and whether the chlorinator or heat pump is demanding the pump to be operating.

Priority to heating

A heating device, whatever it is, is designed to heat the water of the pool only when the water circulates. Most of the time, a pool is filtered between 6 and 8 hours a day. But such a time can't be sufficient sometimes to maintain the water at the desired temperature, depending on the seasons. This is the reason why the Zodiac heat pump is equipped with the "priority to heating" function that will manage the temperature of the pool. Every hour, the filtration pump is started up for 5 minutes. If after 5 minutes, the temperature of the water is over the required temperature, the filtration shuts off for one more hour. Otherwise, the

filtration and the heat pump are going to keep on operating until the desired temperature is reached. By this mean, the user is sure the water is always ready for bathe, at day or at night.



INSTALLATION INSTRUCTIONS

Controller Mounting

Find a suitable location to mount the control box. Ideally as with all pool equipment it should be installed out of direct weather and no closer than 3 meters from the water's edge. Lift up the two mounting tabs and use two appropriate screws to mount the control box to the wall, keeping in mind that the power cable is 1.8m long and should be plugged directly into a general power outlet, not into an extension lead.

Pump

The filtration pump plugs into the 240V outlet beneath the Intelli-Heat controller (marked OUTPUT on the controller face plate).

Chlorinator


The supplied plug pack connects from the left hand input of the IntelliHeat to the pump output of the chlorinator. (The plug pack output should be 3 to 5.5V)

Priority for Heating

Connect the priority for heating cable from the controller to the following points for the appropriate heat-pump, note damage caused by incorrect connections will void warranties.


Make the connections through appropriate terminals

- PowerFirst Premium through terminals 1 & 2
- PowerForce through terminals 1 & 2



Terminal 1 & 2

PowerForce 25 and 35



Terminal 1 & 2

All PowerFirst Premium

Please Note:

Zodiac Power 7 and 9 models are not compatible with Intelli-Heat controllers.